



EasyStand®
2015 Product Catalog

Vision

The human body is designed to stand. Research continues to identify secondary complications associated with immobilization. This problem is not just with the disabled, but anyone who sits for long periods.

The health benefits of alternative positioning, standing included, are important for wheelchair users. We believe in a commitment to a long-term standing program, started as early as possible after the onset of a disability.

We believe standing is not only for today, but also for a person's future health. Research shows that regular compliance with a standing program reduces the incidence of secondary complications associated with immobilization. The benefits of standing are a key component to readiness for future medical or technological breakthroughs.

EasyStand strives to provide solutions for wheelchair users that facilitate standing for a healthier tomorrow.



Sit to Stand



Safer: Sit to stand is inherently safer because of its design. The three-point support system of padded knee pads, seat and chest pad support the individual in all positions between sitting and standing. The shadow tray, available on Bantam and Evolv series standers, provides constant anterior support with an accessible tray throughout the sit to stand transition.

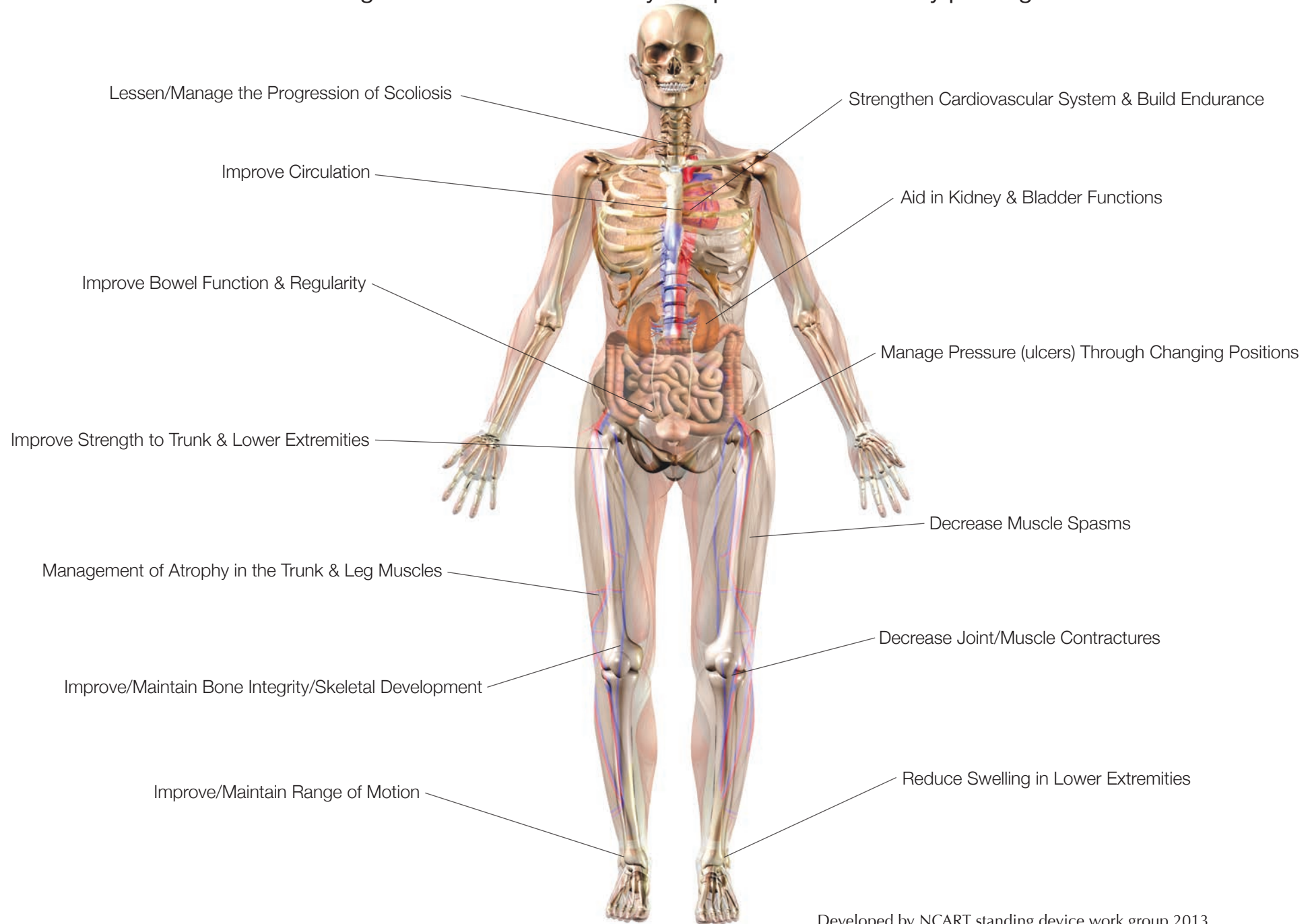
Easier: Transfers are an issue for wheelchair users. For those that self-transfer, it's a quick lateral transfer at wheelchair seat height, flip the knee pad down and you are ready to stand. For those who require an assisted transfer, swing-away fronts, removable backs and several seat options are available. We take our slogan "Standing Made Easy" seriously because ease of use increases the likelihood of long-term compliance with a standing program.

Comfortable: Comfort is important while standing. We pad critical areas so knees, seat and back are always well cushioned. Sit to stand allows a user to stop at any point between sitting and standing. This makes it possible for the individual to gradually acclimate to the standing position. Even those unable to stand completely upright can work toward the over-center stretch one experiences with full hip extension.

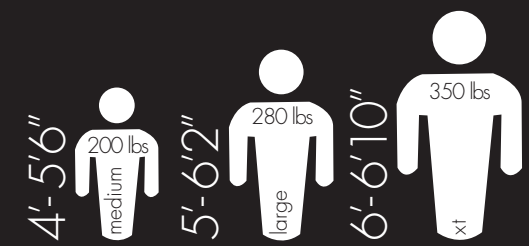
Modular: Our basic stander is designed for the individual who requires minimal positioning and support while standing. As positioning and support requirements increase, we can add options to accommodate individual needs which allows us to stand active paraplegics to vent-dependent quadriplegics. Standing posture depends on positioning and support, positioning and support depend on the right options for each individual. With more options and configurations than any other standing frame, we welcome the most difficult positioning challenges.

MEDICAL BENEFITS OF STANDING

How assisted standing addresses the secondary complications created by prolonged wheelchair use.



Evolv medium, large, xt



Modular design makes the EasyStand Evolv the most versatile standing frame available. The base unit is functional for many users, however when more support is needed a wide variety of positioning options can be added to accommodate the most involved users.

The shadow tray makes standing possible for the most involved users, even the highest level quadriplegic. Providing constant anterior support, the shadow tray allows the user to stop anywhere between sitting and standing.

With over 60 options for the Evolv, each unit can be built specifically for an individual or facility. These options, that would normally be custom modifications, allow a stander to be configured for specific needs.



Base Model
with options



Shadow Tray
with options



Mobile with options



Transfer Seat



Rotating Seat



Removable Back



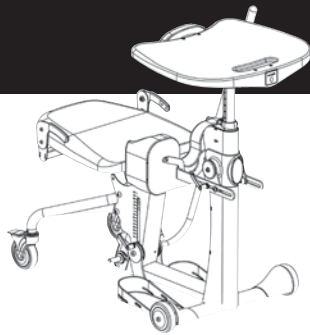
Swing-Away Front



Swing-Away Front with options

Transferring can be a challenge for those who require assistance. With this in mind, several transfer-related options and features have been created. These include swing-away fronts, transfer and rotating seats, removable backs and elevated rear legs.

Evolv medium, large, xt options



PNG50162 EasyStand Evolv medium
PNG50084 EasyStand Evolv large
PNG50209 EasyStand Evolv xt

The EasyStand Evolv base model includes two 5" rear locking casters, two 5" front wheels, manual hydraulic actuator with handle, flip-up knee pad, multi-adjustable foot plates, black molded tray with chest pad and black upholstery (back not included).



PNG50499 Easy-Adjust Seat Depth (medium, large)
PNG50500 Easy-Adjust Seat Depth (xt)

Roller bearing seat depth that allows for smoother seat depth adjustment. Not available off unit.



PNG50025 Mobile (medium, large)
PNG50322 Mobile (xt)

Self propel the stander. Features flip-away knee pad and push rims, drive wheel locks and enclosed chain drive mechanism. Not available with independent knee pads or shadow trays.



PNG50314 Front Swivel Casters (medium, large)
PNG50346 Front Swivel Casters (xt)
PNG50483 Front Swivel Casters for Swing-Away

Locking casters allow for easier steering and movement of stander. Replaces front wheels. Extends footprint to 28"x36" (71x91cm) for medium & large and 29.5"x38" (75x97cm) for XT. Not available with mobile option.



PNG50417 Swing-Away Front (Pictured)
PNG50428 Swing-Away Front for Shadow Tray

Allows the tray and knee pads to swing away with minimal lifting, providing more room for assisted transfers. Includes black molded tray. Not available on xt or mobile.



PNG50010 Pow'r Up Lift (medium, large)
PNG50321 Pow'r Up Lift (xt)

Brings the user to the standing position with the touch of a button. Includes light touch controller, rechargeable battery and charger, Linak® actuator and an emergency release.



PNG50328 Adjustable/Removable Actuator Handle

Removable actuator handle adjusts the distance of reach to actuator handle to meet user's needs. Not available with Pow'r Up Lift.



PNG50044 Quad Grip Handle Extension

Attaches to the actuator handle for users with limited dexterity. Adjusts for various hand sizes. Not available with pow'r up lift.



PNG50070 T-Style Handle Extension

Attaches to the actuator handle for users with limited range of motion. Makes the first few pumps easier and descending more accessible. Adds additional 7" (18cm) in each direction. Not available with pow'r up lift.



PNG50471 Shadow Tray 7" (medium, large)
PNG50130 Shadow Tray 10" (medium, large & xt)
PNG50026 Shadow Tray 12" (medium, large & xt)

Description above is seat to tray height. Depth range is 3.5"-15" (9-38cm). Includes large, adjustable contoured chest pad. Back option required. Not available with mobile. 7" tray requires swing-away front.



PNG50474 Deep Shadow Tray 7" (medium, large)
PNG50334 Deep Shadow Tray 10" (medium, large & xt)
PNG50332 Deep Shadow Tray 12" (medium, large & xt)

Description above is seat to tray height. Deeper tray/chest pad adjustment. Depth range is 7.5"-19" (19-48cm). Includes large, adjustable contoured chest pad. Back option required. Not available with mobile. 7" tray requires swing-away front.



PNG50347 Clear Tray Top for Shadow
PNG50248 Clear Tray Top (pictured)

Acrylic, replaces standard black molded tray. Tray size is 21"x24" (53x61cm). Not available with mobile.



PNG50194 Oversized Clear Tray

Large acrylic tray allows more room for reading and functional activities. Tray size is 29"x22" (74x56cm). Not available with shadow tray or mobile.



Angle Adjustable Tray (standard front)
PNG50368 Black Molded
PNG50366 Clear (pictured)
PNG50327 Clear for Mobile

Adjusts from 0-35° to provide forearm support and angle activities closer to the user. Tray size is 21"x24" (53x61cm). Not available with shadow tray.



PNG50295 No-Tray Chest Pad

Provides anterior support to trunk while allowing closer access to cabinets and other hard to reach areas. Works great with the mobile option. Not available with the swing-away front or shadow tray.



PNG50456 Clear Tray for Swing-Away (pictured)
PNG50458 Oversized Clear Tray for Swing-Away

Clear trays designed exclusively for the swing-away front. Clear tray size is 21"x24" (53x61cm). Oversized clear tray size is 29"x22" (74x56 cm).



Angle Adjustable Tray for Swing-Away
PNG50490 Black Molded
PNG50489 Clear (Pictured)
PNG50491 Oversized Clear Tray

Adjusts from 0-35° to provide forearm support and angle activities closer to the user. Designed exclusively for the swing-away front.



PNG50042 Hand Grips

Provides additional arm and hand support and alignment. Easily movable for precise arm positioning. Attaches with suction cups. A clear acrylic tray is required.



PNG30000 Large Contoured Chest Pad

Attaches to tray or no-tray bracket to provide anterior support. Replaces standard chest pad. Oval pad is 9.5"Hx15"W (24x38cm). Standard with shadow tray.



PNG30295 Padded Tray Cover

A removable padded tray cover with drawstring that attaches to the black molded, clear, angle adjustable, or shadow tray. Not available for mobile tray or oversized tray.

**PNG30030 Foot Straps**

Velcro® and D-ring adjustment hold feet in alignment with two attachment slots for proper foot positioning. Straps fit foot height 4"-6.5" (10-17cm).

**PNG30031 Secure Foot Straps**

Velcro® and D-ring adjustment hold feet securely in place at ankle and toes. Straps fit foot height of 4" - 6.5" (10-17cm).

**PNG30269 Transfer Seat (medium only)
PNG30270 Transfer Seat (large, xt only)**

Provides larger surface for lateral transfers. Medium size is 20"W at widest area x 17.5"L (50x44cm). Large/XT size is 23"W at widest area x 21.5"L (58x54cm). May replace the need for a transfer board.

**PNG50324 Rotating Seat (medium only)
PNG50318 Rotating Seat (large, xt only)**

Rotating disk is embedded in the seat to reduce shear while swinging the user's legs into place. It rotates 90° to the left or right and locks in place.

**PNG30183 Seat w/Roho® Insert (medium only)
PNG30023 Seat w/Roho® Insert (large, xt only)**

Maximizes pressure relief using the benefits of Roho® Dry Flotation® technology. Medium insert is 7"x12" (18x30cm). Large/XT insert is 12"x12" (30x30cm). Replaces standard seat.

**PNG50161 Hip Supports-Medium**

Supports the hips in symmetrical alignment from sitting to standing. When used on a medium the width range is 9"-15" (23-38cm). When used on a large the width range is 10"-15" (25-38cm). Pad size is 4"x6" (10x16cm).

**PNG50198 Hip Supports-Large**

Supports the hips in symmetrical alignment from sitting to standing. When used on a medium the width range is 11"-17" (28-43cm). When used on a large the width range is 12"-17" (30-43cm). Pad size is 4"x6" (10x16cm). Limited adjustment with shadow tray.

**PNG50384 Independent Knee Pads
PNG50425 Independent Knee Pads for Swing-Away**

Width range from center to center is 9"-13.5" (24-34cm). Knee pad depth range from front of seat is 1"-7.5" (3-19cm). Knee pad height range is +5" to -5.25" (+13 to -13cm) from seat pivot. Not available with mobile.

**PNG50385 Independent Roho® Knee Pads
PNG50426 Ind Roho® Knee Pads for Swing-Away**

Width range from center to center is 9"-13.5" (24-34cm). Depth range from front of seat is 1"-7.5" (3-19cm). Height range is +5" to -5.5" (+13 to -13cm) from seat pivot. Not available with mobile.

**PNG50066 Flat Back 13"H
PNG50171 Removable Flat Back 13"H**

Top of back is 13" (33cm) from seat. Removable back releases with two knobs and provides rear access for patient lift transfers.

**PNG50067 Flat Back 19"H
PNG50173 Removable Flat Back 19"H**

Top of back is 19" (48cm) from seat. Removable back releases with two knobs and provides rear access for patient lift transfers.

**PNG50062 Contoured Back 13"H
PNG50172 Removable Contoured Back 13"H**

Top of back is 13" (33cm) from seat. Removable back detaches with two knobs and provides rear access for patient lift transfers.

**PNG50068 Contoured Back 19"H
PNG50174 Removable Contoured Back 19"H**

Top of back is 19" (48cm) from seat. Removable back detaches with two knobs and provides rear access for patient lift transfers.

**PNG50492 Cane Back 16"Wx21"H
PNG50493 Cane Back 18"Wx21"H**

Mounts for third party backs. Upholstery not included. 16"Wx21"H (41x53cm) or 18"Wx21"H (46x53cm).

**PNG30029 Velcro® Positioning Belt**

2" (5cm) wide positioning belt has a D-ring Velcro® closure, provides hip stability for user. Fits hip circumference of 26"-55" (66-140cm). Back required.

**PNG30028 Positioning Belt with Airline Style Buckle**

2" (5cm) wide positioning belt provides hip stability with the security of an airline style buckle. Fits hip circumference of 26"-55" (66-140cm). Back required.

**PNG50192 Chest Strap-Small
PNG50193 Chest Strap-Large**

Velcro® and D-ring adjustment. Small chest strap pad is 5"Wx19"L (13x48cm). Large chest strap pad is 5"Wx24"L (13x61cm). Small fits users with chest measurement ranging from 30"-46" (76-117cm), large fits users with chest measurements ranging from 34"-54" (86-137cm). Back required.

**P600002 Back Angle Adjustment Wheel**

Provides quick adjustment of the back angle for multi-user environments. Replaces standard 5 point knob. Back required.

**PNG50034 Accessories Mounting Bracket**

Required for attaching the chest vest, lateral supports, high mount chest vest bracket, head supports and push handles. Back required. Not available with cane back.

**PNG30170 X-Style Chest Vest-Medium
PNG30056 X-Style Chest Vest-Large**

Neoprene®. Medium size is 11"Lx9.5"W (28x24cm). Large size is 12.5"Lx10"W (32x26cm). Back and accessories mounting bracket required. Not available with cane back.

**PNG30171 Y-Style Chest Vest-Medium
PNG30021 Y-Style Chest Vest-Large**

Neoprene®. Medium size is 17.5"Lx11.5"W (44x29cm). Large size is 20.5"Lx12.5"W (52x32cm). Back and accessories mounting bracket required. Not available with cane back.

**PNG11212 High Mount Chest Vest Bracket**

Moves mounting points for chest vest higher to secure shoulders in position. Chest vest not included. Back and accessories mounting bracket required. Not available with cane back.

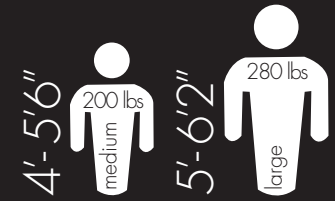
**PNG50224 Lateral Supports 8"-16.5"W
PNG50176 Lateral Supports 11"-19.5"W**

Multiple adjustments, removable for transferring. Depth range is 3" (8cm). Height range is 4"-12" (10-30cm). Pad size is 4"x6" (10x15cm). Back and accessories mounting bracket required. Not available with cane back.

**PNG50240 Head Support-Short
PNG50037 Head Support-Tall**

Height range from seat with a 13" back for the short is 21"-30" (53-76cm) and tall is 23"-32" (58-81cm). With a 19" tall back the short is 23"-32" (58-81cm) and tall is 25"-34" (64-86cm). Back and accessories mounting bracket required. Not available with cane back.

Glider medium, large



Active standing technology in the Glider enhances the many health benefits of a passive stander. The Glider is the only stander that combines lower-body range of motion with upper-body strengthening while the user still receives all the health benefits of passive standing.

The Glider actively promotes movement of the ankles, knees and hips creating greater range of motion, increased respiration and cardiovascular endurance. Active weight bearing on the long bones is increased while gliding and the user experiences increased cardio circulation.

The gliding mechanism facilitates lower extremity movement fore and aft. Adjustable resistance cylinders allow the user to start with minimal resistance and tailor an active standing program to their strength level, adjusting as it increases. Glider handles allow an attendant to assist in movement, which is especially important for new users.



Large Glider
Base Model



Medium Glider
with options



Large Glider
with options



Back, Hip and Lateral Supports



Roho® Seat

Rehab departments are using the Glider with individuals that have spinal cord injuries, stroke, cerebral palsy, multiple sclerosis, and other neurological disorders. The Glider works well in multi-user environments because of features and options like hip and lateral supports, backs, chest straps, resistance cylinders and tool-free adjustment.



Adjustable
Resistance
Cylinders

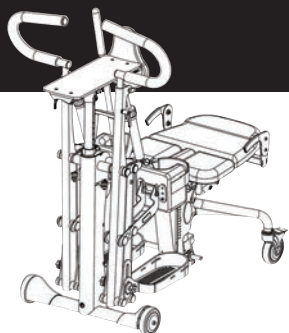


Medium Glider
Base Model



Chest Strap

Glider medium, large options



PNG50187 EasyStand Glider medium
PNG50024 EasyStand Glider large

The EasyStand Glider base model includes adjustable resistance cylinders, two 5" rear locking casters, two 5" front wheels, manual hydraulic actuator with handle, tray with chest pad, glide handles, flip-up knee pads, adjustable foot plates and black upholstery (back not included).



PNG50499 Easy-Adjust Seat Depth

Roller bearing seat depth that allows for smoother seat depth adjustment. Not available off unit.



PNG50010 Pow'r Up Lift

Brings the user to the standing position with the touch of a button. Includes light touch controller, rechargeable battery and charger, Linak® actuator and an emergency release.



PNG50328 Adjustable/Removable Actuator Handle

Removable actuator handle adjusts the distance of reach to meet user's needs. Not available with pow'r up lift.



PNG50044 Quad Grip Handle Extension

Attaches to the actuator handle for users with limited dexterity. Adjusts for various hand sizes. Not available with pow'r up lift.



PNG50070 T-Style Handle Extension

Attaches to the actuator handle for users with limited range of motion. Makes the first few pumps easier and descending more accessible. Adds additional 7" (18cm) in each direction. Not available with pow'r up lift.



PNG30030 Foot Straps

Velcro® and D-ring adjustment hold feet in alignment with two attachment slots for proper foot positioning. Straps fit foot height 4"-6.5" (10-17cm).



PNG30031 Secure Foot Straps

Velcro® and D-ring adjustment hold feet securely in place at ankle and toes. Straps fit foot height of 4"-6.5" (10-17cm).



PNG50351 Seat with Roho® Insert (medium only)
PNG50353 Seat with Roho® Insert (large only)

Maximizes pressure relief using the benefits of Roho® Dry Flotation® technology. Medium insert is 7"x12" (18x30cm). Large insert is 12"x12" (30x30cm). Replaces standard seat.



P80246 Seat Angle Locator

Helps therapists monitor standing progress. Attaches under seat magnetically.



PNG50345 Hip Supports-Medium

Supports the hips in symmetrical alignment from sitting to standing. When used on a Medium the width range is 9"-15" (23-38cm). When used on a Large the width range is 10"-15" (25-38cm). Pad size is 4"x6" (10x16cm).




PNG50374 Hip Supports-Large

Supports the hips in symmetrical alignment from sitting to standing. When used on a Medium the width range is 11"-17" (28-43cm), when used on a large the width range is 12"-17" (30-43cm). Pad size is 4"x6" (10x16cm).



PNG50251 Glide Handle Extensions (medium only)

U-shaped extensions bring handles 6" (15cm) closer to the user for positioning and range. For medium Glider only.



PNG50295 No-Tray Chest Pad

Provides anterior support to trunk without a tray.




PNG50066 Flat Back 13"
PNG50171 Removable Flat Back 13"

Top of back is 13" (33cm) from seat. Removable back releases with two knobs and provides rear access for patient lift transfers.




PNG50067 Flat Back 19"
PNG50173 Removable Flat Back 19"

Top of back is 19" (48cm) from seat. Removable back releases with two knobs and provides rear access for patient lift transfers.



PNG50062 Contoured Back 13"
PNG50172 Removable Contoured Back 13"

Top of back is 13" (33cm) from seat. Removable back detaches with two knobs and provides rear access for patient lift transfers.



PNG50068 Contoured Back 19"
PNG50174 Removable Contoured Back 19"

Top of back is 19" (48cm) from seat. Removable back detaches with two knobs and provides rear access for patient lift transfers.



PNG50492 Cane Back 16"Wx21"H
PNG50493 Cane Back 18"Wx21"H

Mounts for third party backs. Upholstery not included. 16"Wx21"H (41x53cm) or 18"Wx21"H (46x53cm).



PNG30029 Velcro® Positioning Belt

2" (5cm) wide positioning belt has a D-ring Velcro® closure, provides hip stability for user. Fits hip circumference of 26"-55" (66-140cm). Back required.



PNG30028 Positioning Belt with Airline Style Buckle

2" (5cm) wide positioning belt provides hip stability with the security of an airline style buckle. Fits hip circumference of 26"-55" (66-140cm). Back required.



PNG50192 Chest Strap-Small

Velcro® and D-ring adjustment. Chest strap pad is 5"Wx19"L (13x48cm). Fits users with chest measurement ranging from 30"-46" (76-117cm). Back required.



PNG50193 Chest Strap-Large

Velcro® and D-ring adjustment. Chest strap pad is 5"Wx24"L (13x61cm). Fits users with chest measurement ranging from 34"-54" (86-137cm). Back required.



P600002 Back Angle Adjustment Wheel

Provides quick adjustment of the back angle for multi-user environments. Replaces standard 5 point knob. Back required.



PNG50034 Accessories Mounting Bracket

Required for attaching the chest vest, lateral supports, high mount chest vest bracket, head supports and push handles. Back required. Not available with cane back.



PNG30170 X-Style Chest Vest-Medium

Neoprene®. Size is 11"Lx 9.5"W (28x24cm). Back and accessories mounting bracket required. Not available with cane back.



PNG30056 X-Style Chest Vest-Large

Neoprene®. Size is 12.5"Lx10"W (32x26cm). Back and accessories mounting bracket required. Not available with cane back.



PNG30171 Y-Style Chest Vest-Medium

Neoprene®. Size is 17.5"Lx11.5"W (44x29cm). Back and accessories mounting bracket required. Not available with cane back.



PNG30021 Y-Style Chest Vest-Large

Neoprene®. Size is 20.5"Lx12.5"W (52x32cm). Back and accessories mounting bracket required. Not available with cane back.



PNG11212 High Mount Chest Vest Bracket

Moves mounting points for chest vest higher to secure shoulders in position. Chest vest not included. Back and accessories mounting bracket required. Not available with cane back.



PNG50224 Lateral Supports 8"-16.5"W

Multiple adjustments, removable for transferring. Depth range is 3" (8cm). Height range is 4"-12" (10-30cm). Pad size is 4"x6" (10x15cm). Back and accessories mounting bracket required. Not available with cane back.



PNG50176 Lateral Supports 11"-19.5"W

Multiple adjustments, removable for transferring. Depth range is 3" (8cm). Height range is 4"-12" (10-30cm). Pad size is 4"x 6" (10x15cm). Back and accessories mounting bracket required. Not available with cane back.



PNG50240 Head Support-Short

Height range from seat using 13" back is 21"-30" (53-76cm). Height range from seat using 19" back is 23"-32" (58-81cm). Back and accessories mounting bracket required. Not available with cane back.



PNG50037 Head Support-Tall

Height range from seat using 13" back is 23"-32" (58-81cm). Height range from seat using 19" back is 25"-34" (64-86cm). Back and accessories mounting bracket required. Not available with cane back.



PNG50040 Push Handles

Makes pushing the stander easier for the caregiver. Back and accessories mounting bracket required. Not available with cane back.

StrapStand



The EasyStand StrapStand has the most innovative lift design of any strap-style stander. Using dual-hinged lifting arms, the StrapStand gently raises a user vertically then gradually pulls them to the standing position reducing knee pressure, unlike other standers that pull a user into the knee pad creating excessive patella pressure.

The straps are designed for maximum comfort and by using a special fabric it is easier to place under a person that is seated. Each strap is sewn to form a pocket that securely supports the user during the sit to stand transition.

The StrapStand gives people the option to stand without transferring. Often, users are incapable of self-transfers or patient lifting is a concern for staff. In these cases, standing is possible directly from a wheelchair, bed, or other seated surface. In addition, we have adjustable lifting straps that work well for wheelchairs without removable arms and allow access to the tightest wheelchair seating.



StrapStand
Base Model



StrapStand
with options



Swing-Out Legs
with options



Swing-Out Legs



Independent Knee Pads



Multi-adjustable
Foot Plates

The StrapStand's adjustability is well suited for multi-user environments. With popular options like swing-out legs, multi-adjustable foot plates, various sizes and styles of lifting straps, and independent knee pads, a facility can accommodate users of different sizes and diagnoses.

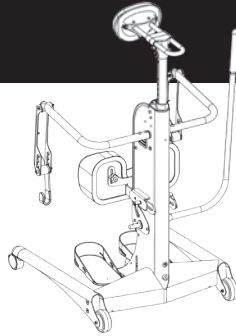


Adjustable
Lifting Harness
with options



Adjustable Sling Strap

StrapStand options



P2100 EasyStand StrapStand

The EasyStand StrapStand base model includes two 3" locking casters, two 4" wheels, foot plates, knee pad, no-tray chest pad, manual hydraulic actuator with handle and black upholstery (lifting strap not included).



80811 Lifting Strap-Small

Small padded lifting strap is 9"Wx25"L (23x64cm).



80719 Lifting Strap-Large

Large padded lifting strap is 12"Wx28"L (30x71cm).



80962 Lifting Strap-XL

XL padded lifting strap is 14"Wx32"L (36x81cm).



80882 Adjustable Lifting Strap-Small

Adjustable lifting strap for fixed arm wheelchairs. Small strap is 10"Wx26"L (25x66cm). Range is 0"-8" (0-20cm).



80881 Adjustable Lifting Strap-Large

Adjustable lifting strap for fixed arm wheelchairs. Large strap is 12"Wx29"L (30x74cm). Range is 0"-8" (0-20cm).



80963 Adjustable Lifting Strap-XL

Adjustable lifting strap for fixed arm wheelchairs. XL strap is 14"Wx32"L (36x81cm). Range is 0"-8" (0-20cm).



82205 Adjustable Sling Strap-Small

Adjustable sling type strap for individuals using fixed arm wheelchairs. Small strap is 9"Wx25"L (23x64cm). Range is 0"-8" (0-20cm).



82206 Adjustable Sling Strap-Large

Adjustable sling type strap for individuals using fixed arm wheelchairs. Large strap is 12"Wx28"L (30x71cm). Range is 0"-8" (0-20cm).



82207 Adjustable Sling Strap-XL

Adjustable sling type strap for individuals using fixed arm wheelchairs. XL strap is 14"Wx32"L (36x81cm). Range is 0"-8" (0-20cm).



P82280 Adjustable Lifting Harness-Small

Adjustable lifting harness for fixed arm wheelchairs. Small strap is 10"Wx26"L (25x66cm). Range is 0"-8" (0-20cm).



P82281 Adjustable Lifting Harness-Large

Adjustable lifting harness for fixed arm wheelchairs. Large strap is 12"Wx29"L (30x74cm). Range is 0"-8" (0-20cm).



P82282 Adjustable Lifting Harness-XL

Adjustable lifting harness for fixed arm wheelchairs. XL strap is 14"Wx32"L (36x81cm). Range is 0"-8" (0-20cm).



P82261 Narrow Clear Tray

Narrow clear acrylic tray fits through narrow doorways. Adjustable in height and depth. Tray size is 18"x19" (46x48cm). Width of the narrow lifting arms is 29" (74cm).



P82262 Narrow Angle Adjustable Tray

Angle adjustable clear acrylic tray fits through narrow doorways. Adjusts from 0-35° to provide forearm support and angle activities closer to the user. Tray size is 18"x19" (46x48cm). Width of the narrow lifting arms is 29" (74cm).



PNG50393 Black Molded Tray

Black molded tray provides anterior support and work surface. Adjustable in height and depth. Tray size is 21"x24" (53x61cm).



PNG50394 Clear Tray

Clear acrylic tray provides anterior support and work surface. Adjustable in height and depth. Tray size is 21"x24" (53x61cm).



PNG50397 Black Molded Angle Adjustable Tray

Adjusts from 0-35° to provide forearm support and angle activities closer to the user. Tray size is 21"x24" (53x61cm).



PNG50398 Clear Angle Adjustable Tray

Adjusts from 0-35° to provide forearm support and angle activities closer to the user. Tray size is 21"x24" (53x61cm).



PNG50042 Hand Grips

Provides additional arm and hand support and alignment. Easily movable for precise positioning. Attaches to clear acrylic tray with suction cups.



PNG30000 Large Contoured Chest Pad

Attaches to tray or no-tray bracket to provide anterior support with a minimal lateral contour. Replaces standard chest pad. Oval pad is 9.5"x15" (24x38cm).



PNG30295 Padded Tray Cover

A removable padded tray cover with drawstring that attaches to the black molded, clear, angle adjustable, or shadow tray. Not available for the narrow clear tray.



P82090 Multi-Adjustable Foot Plates

Adjusts independently in height from 1"-5" (2.5-13cm) off floor, plantar/dorsi +/-20°, and +15° toe out adjustment. Recommended for users over 5'10".



P82144 XL Foot Plate

Accommodates larger feet. Each foot placement area is 7"x14" (18x36cm). Recommended for very large individuals.



PNG30030 Foot Straps

Velcro® and D-ring adjustment holds feet into alignment with two attachment slots for proper foot positioning. Straps fit foot height of 4"-6.5" (10-17cm).



PNG30031 Secure Foot Straps

Velcro® and D-ring adjustment holds feet securely in place at ankles and toes. Straps fit foot height of 4" - 6.5" (10-17cm).



P82101 Independent Knee Pads

Width range from center to center is 8"-12" (20-30cm). Depth range from back of heel is 3.5"-8" (9-20cm). Height range from foot plate to top of pad is 17"-22.5" (43-57cm).



P82189 Independent Roho® Knee Pads

Roho® Dry Floatation® technology. Width range from center to center is 8"-12" (20-30cm). Depth range from back of heel is 3.5"-8" (9-20cm). Height range from foot plate to top of pad is 17"-22.5" (43-57cm).



PNG50044 Quad Grip Handle Extension

Attaches to the actuator handle, for users with limited dexterity and function. Adjusts for various hand sizes.



PNG50070 T-Style Handle Extension

Attaches to the actuator handle for users with limited range of motion. Makes the first few pumps easier and descending more accessible. Adds additional 7" (18 cm) in each direction.



P80829 Upper Body Support Strap

D-ring adjustment, provides additional upper posterior support while lifting and standing. Pad size is 5.5"x24" (14x61cm). Adjustment range from 33"-70" (84-178cm).



P82062 Grab Handles

Handles attach to the lifting arms to give the user a place to hold onto during the standing transition.



P82160 Transport Handle

Attaches to center post of unit to provide the caregiver with an easy way to move the unit.



P82188 Swing-Out Legs

Swing in/out the legs of the stander for wider wheelchair access. For people with wheelchair width greater than 22" (56cm) and up to 38" (97cm). Includes four locking casters.



P82264 Removable Actuator Handle

The removable actuator handle has a pull pin design so the handle removes at the actuator to allow for easier transfers and transport.

Specifications

Visit our website at easystand.com for complete specifications on all EasyStand products and options.

	Evolv medium	Evolv large	Evolv xt	Glider medium	Glider large	StrapStand
Approximate Height Range	4'-5'6" (122-168cm)	5'-6'2" (152-188cm)	6'-6'10" (183-211cm)	4'-5'6" (122-168cm)	5'-6'2" (152-188cm)	5'-6'5" (152-195cm)
Maximum User Weight	200 lbs (90kg)	280 lbs (127kg)	350 lbs (159kg)	200 lbs (90kg)	280 lbs (127kg)	350 lbs (159kg)
Seat Depth Range w/Back (A)	14"-19" (36-48cm)	18"-23" (46-59cm)	20"-25" (50-64cm)	20"-25" (50-64cm)*	24"-29" (61-74cm)*	N/A
Seat to Foot Plate Range (B)	11"-18" (28-46cm)	14"-21" (36-53cm)	17"-23" (43-58cm)	13.5"-16.5" (34-42cm)	15.5"-18.5" (39-47cm)	N/A
Seat Height from Floor	21.5" (55cm)	21.5" (55cm)	23.5" (60cm)	21.5" (55cm)	21.5" (55cm)	N/A
Knee Pad Size	17"Wx9"H (43x23cm)	17"Wx9"H (43x23cm)	17"Wx9"H (43x23cm)	7"Wx7"H (18x18cm)	7"Wx7"H (18x18cm)	17"Wx9"H (43x23cm)
Knee Pad Depth Range	2"-7" (5-18cm)	2"-7" (5-18cm)	2.5"-8" (6-20cm)	N/A	N/A	6"-9.5" (15-24cm)
Weight of Basic Unit	101 lbs (46kg)	104 lbs (47kg)	112 lbs (51kg)	175 lbs (79kg)	178 lbs (81kg)	125 lbs (58kg)
Frame Footprint	26.5"x36" (67x91cm)	26.5"x36" (67x91cm)	28.5"x38" (72x97cm)	26.5"x41" (67x104cm)	26.5"x41" (67x104cm)	28"x34" (71x86cm)